

Half Door Cupboard





R20-CUH18



FEATURES

- Lockable
- Chrome bow handles
- 3 x adjustable + 1 fixed shelf (1800H)
- 25mm shelves & 353mm shelf depth

COLOUR

-  White/White
-  White/Ironstone
-  Beech/White
-  Beech/White



Half Door Cupboard

R20-CUH18 Half Door Cupboard

Assembled: 1800H x 900W x 400D

2 Cartons: 75KG / 0.12m³

- 1. CUBB18 - 1835L x 915D x 65H
 - 2. CUPHDS - 1005L x 480W x 140H
-