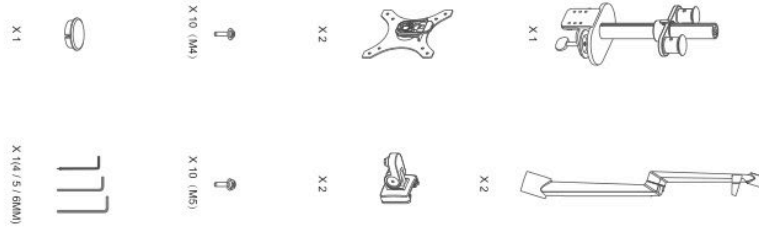


TOTEM Double Arm Monitor Holder

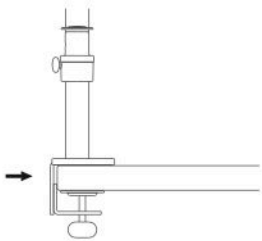
TOTD



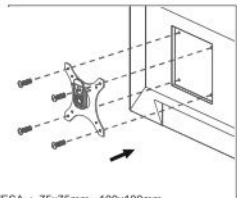
WARNING

- Make sure to read the manual before installation and fully understand how to install. If you have any question, please visit our website or contact the reviewer after service.
- Kindly please make sure the desktop could bear the weight of mount and monitor before installation.
- Please use the supporting tools when installing. It is better for installation by 2 people. Please be careful.
- This product contains small parts, keep these away from children.

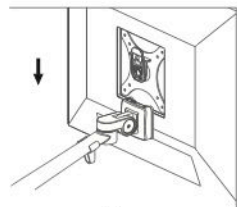
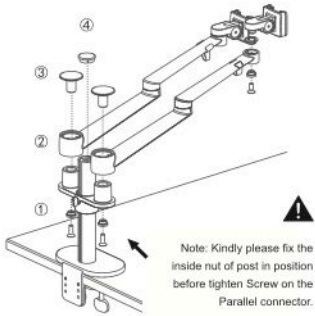
STEP 1



STEP 3



STEP 2



Cable management

Open cable clip two sides.

Friction adjustment

If you feel the pitching angle too tight or too loose when adjusting the mount, please adjust the Screw.

Note: If you would like to lower the height, Kindly please detach the arm bracket firstly(A). Then insert arm as picture.