

LEVI LOUNGE




FEATURES

With a large range of modular pieces, the possibilities are endless with the Levi Lounge. Consisting of any number of different shapes, the sectional lounge can be arranged into practically any desired shape to suit your space and functionality.

The Levi Lounge is constructed with a heavy duty steel frame, with moulded injection foam for desired comfort. This will suit waiting areas, break out spaces and collaborative zones.

SEAT AND BACK COLOURS:



SEAT ONLY COLOURS:



The Levi Lounge is also available for custom upholstery, allowing customers to personalise each piece to suit their unique preferences.



LEVI LOUNGE

Left corner seat with backrest:
1550 x 750 x 760H

Straight seat with backrest:
1470 x 750 x 760H

Left curved seat without backrest:
1470 x 670 x 400H

Right corner seat with backrest:
1550 x 750 x 760H

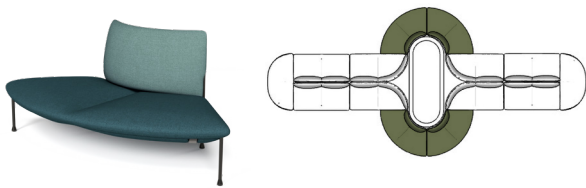
Semi circle pouf:
1470 x 670 x 400H

Right curved seat without backrest:
1470 x 670 x 400H

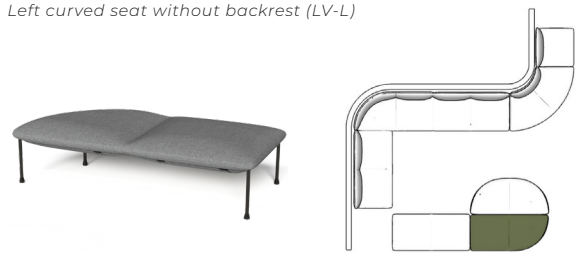
90 Degree Curve with Backrest:
1660x 750 x 760H

Straight seat without backrest:
1470 x 670 x 400H

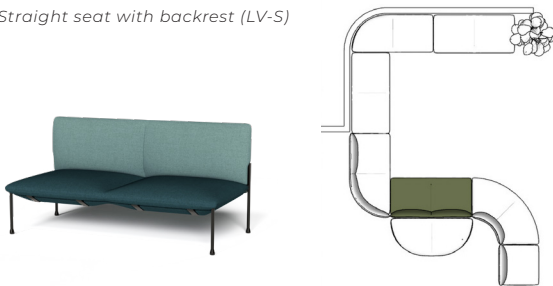
90 Degree Curve with Backrest (LV-BC)



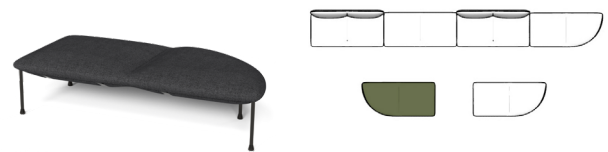
Left curved seat without backrest (LV-L)



Straight seat with backrest (LV-S)



Right curved seat without backrest (LV-R)



Right corner seat with backrest (LV-BRC)



Left corner seat with backrest (LV-BLC)



Straight seat without backrest (LV-S)



Semi circle pouf (LV-C)

